

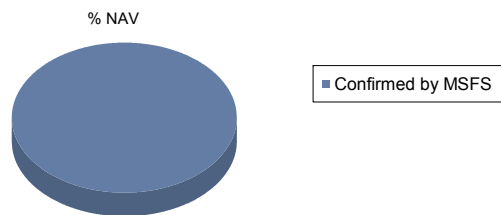
Confirmations & Qualifications

StratumSM Ref No⁽¹⁾ : F000001258:31DEC2015:13

Reported Company Net Asset Value ("NAV") in USD⁽¹⁾: 5,216,509,672

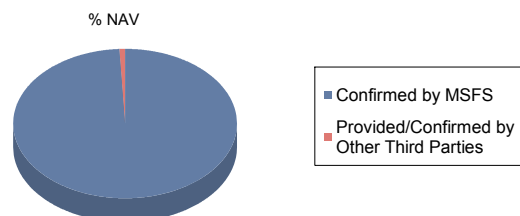
Asset / Liability Confirmation⁽²⁾

	<u>USD</u>	<u>% NAV</u>
Confirmed by MSFS	5,216,509,672	100.00%
Total	<u><u>5,216,509,672</u></u>	<u><u>100.00%</u></u>



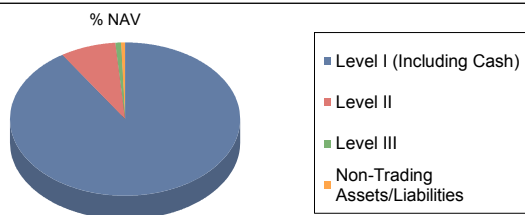
Price Input Confirmation⁽³⁾

	<u>USD</u>	<u>% NAV</u>
Confirmed by MSFS	5,170,947,884	99.13%
Provided/Confirmed by Other Third Parties	45,561,788	0.87%
Total	<u><u>5,216,509,672</u></u>	<u><u>100.00%</u></u>



ASC 820 Classifications⁽⁴⁾

	<u>USD</u>	<u>% NAV</u>
Level I (Including Cash)	4,791,333,434	91.85%
Level II	408,734,651	7.84%
Level III	45,561,788	0.87%
Non-Trading Assets/Liabilities	(29,120,201)	-0.56%
Total	<u><u>5,216,509,672</u></u>	<u><u>100.00%</u></u>



Side Pockets by ASC 820 Classifications⁽⁴⁾

	<u>USD</u>	<u>% NAV</u>
Level I (Including Cash), Level II, Level III, Non-Trading Assets/Liabilities	0	0.00%

Asset / Liability Category	ASC 820 Level ⁽⁴⁾
Equity	I
Options	I
Credit Default Swaps	II
Currency Derivatives	II

Asset / Liability Category	ASC 820 Level ⁽⁴⁾
Equity	II
Equity Derivatives	II
Other Investments - Private Pooled Investments	II
Warrants, Rights & Subscriptions	III

Custodian, Counterparty & Other Confirmation Sources⁽⁵⁾

Bank of New York	Blackrock	Citibank	Credit Suisse
Deutsche Bank	Goldman Sachs	HSBC	JP Morgan Chase
Morgan Stanley	Nomura Securities	Societe Generale	UBS

StratumSM Investor Reporting as of 31-Dec-2015

Portfolio Transparency - Summary

StratumSM Ref No⁽¹⁾ : F000001258:31DEC2015:13

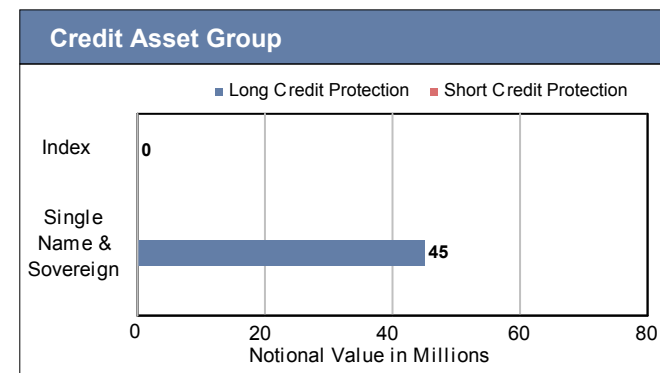
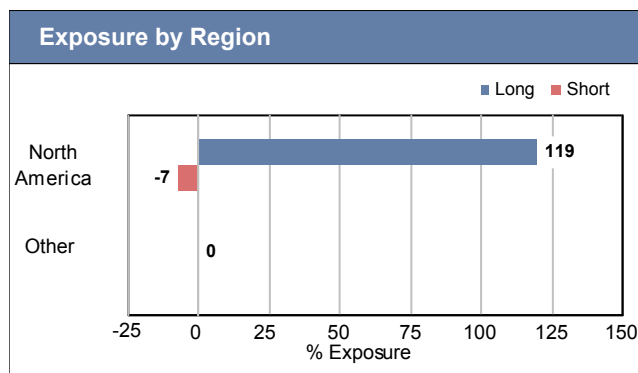
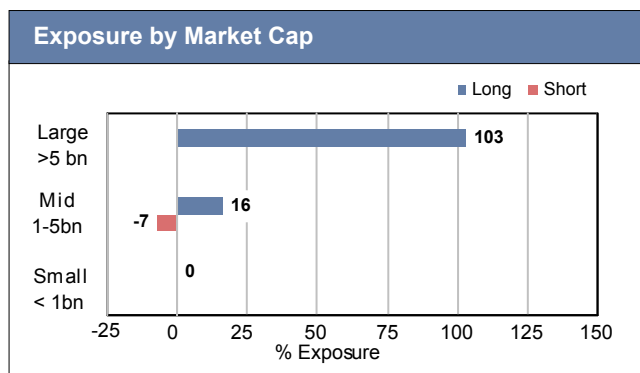
Reported Company Net Asset Value ("NAV") in USD⁽¹⁾ : 5,216,509,672

Company Return and Exposure Summary

Company Returns ^(6,15)					S&P 500 Returns ^(7,15)		Russell 1000 Returns ^(7,15)		NASDAQ Comp Returns ^(7,15)		MSCI World Returns ^(7,15)	
MTD Return:	0.34	Net	0.48	Gross	MTD Return:	(1.59)	MTD Return:	(1.80)	MTD Return:	(1.88)	MTD Return:	(1.72)
YTD Return:	(20.53)				YTD Return:	1.38	YTD Return:	0.92	YTD Return:	7.11	YTD Return:	(0.28)
ITD Return*	22.24				ITD Return:	52.53	ITD Return:	52.08	ITD Return:	72.37	ITD Return:	34.18

Return Contribution ^(8,9)		Exposure ^(10,11)			Issuer Count ⁽¹²⁾		
Long Return Contribution:	(0.41)		Long				
Short Return Contribution:	0.89	Equity & Debt (MV % NAV):	119.44	Short	(7.43)	Long:	11
		CDS (Notional) in Millions:	45M		(Long Protection)	Short:	1
		Unencumbered Cash % NAV ⁽¹⁴⁾ :			(2.44)		

Company Exposures^(10,11,13) as of 31 December 2015



* Inception date of the Company is Dec 31, 2012.

Manager's Commentary⁽¹⁵⁾

- a) *The market indices shown in this report have been selected for purposes of comparing the performance of an investment in the Company with certain well-known, broadbased equity benchmarks. The Inception to Date return shown for market indices is calculated from December 31, 2012. The indices are not subject to any of the fees or expenses to which the Company is subject. The Company is not restricted to investing in those securities which comprise any of these indices, its performance may or may not correlate to any of these indices, and it should not be considered a proxy for any of these indices. The volatility of an index may materially differ from the volatility of the Company. The Russell 1000 Index measures the performance of the 1,000 highest ranking stocks in the Russell 3000 Index, which is made up of 3,000 of the largest U.S. stocks by market capitalization. The NASDAQ Composite Index is a broad-based capitalization-weighted index of stocks in all three NASDAQ tiers: Global Select, Global Market and Capital Market.*
- b) *The S&P 500 is comprised of a representative sample of 500 large-cap companies. The index is an unmanaged, float-weighted index with each stock's weight in the index in proportion to its float, as determined by Standard & Poors. The S&P 500 index is proprietary to and is calculated, distributed and marketed by S&P Opco, LLC (a subsidiary of S&P Dow Jones Indices LLC), its affiliates and/or its licensors and has been licensed for use. S&P® and S&P 500®, among other famous marks, are registered trademarks of Standard & Poor's Financial Services LLC. © 2014 S&P Dow Jones Indices LLC, its affiliates and/or its licensors. All rights reserved.*
- c) *The MSCI World Index is a free-float weighted equity index of global stocks. The MSCI World Index includes developed world markets and does not include emerging markets. Copyright MSCI 2014. Unpublished. All Rights Reserved. The MSCI information may only be used for your internal use, may not be reproduced or disseminated in any form and may not be used to create any financial instruments or products or any indices. None of the MSCI information is intended to constitute investment advice or a recommendation to make (or refrain from making) any kind of investment decision and may not be relied on as such. Historical data and analysis should not be taken as an indication or guarantee of any future performance, analysis, forecast or prediction. The MSCI information is provided on an "as is" basis and the user of the MSCI information assumes the entire risk of any use it may make or permit to be made of the MSCI information. Neither MSCI, any or its affiliates or any other person involved in or related to compiling, computing or creating this information makes any express or implied warranties or representations with respect to the MSCI information or the results to be obtained by the use thereof, and MSCI, its affiliates and each such other person hereby expressly disclaim all warranties (including, without limitation, all warranties of originality, accuracy, completeness, timeliness, non-infringement, merchantability and fitness for a particular purpose) with respect to this information. Without limiting any of the foregoing, in no event shall MSCI, any of its affiliates or any other person involved in or related to compiling, computing or creating the MSCI information have any liability for any direct, indirect, special, incidental, punitive, consequential or any other damages (including, without limitation, lost profits) even if notified of, or if it might otherwise have anticipated, the possibility of such damages.*
- d) *The Company has invested in certain Currency Derivatives that are not included under the Exposure section of this report.*

Disclosures and Definitions

- (1) "NAV" is the net asset value of the Company which is calculated based upon information reported to Morgan Stanley Company Services ("MSFS") by the Company or its agents. Under the terms of the Administration Agreement with MSFS, the Company is responsible for reporting all of its assets and liabilities to MSFS. Assets and liabilities not so reported to MSFS are not reflected in these reports. The NAV excludes any accrued incentive fee liability.

The Stratum Reference Number represents a unique identifier referencing the data from which the reports were generated and certifying that the confirmation and qualification process has been performed.

- (2) "Confirmation" as used in this report refers to the process by which MSFS receives information from sources other than the Company's investment manager (the "Investment Manager") to confirm the information provided by the Investment Manager to MSFS. For example, the "Asset/Liability Confirmation" reflects the value and/or percentage of the Company's NAV that has been reported directly to MSFS by the Company's counterparties, prime brokers, custodians, administrators, or parties other than the Investment Manager, and the value and/or percentage for which data was provided only by the Investment Manager.
- (3) Price inputs "Confirmed by MSFS" indicates the value and/or percentage of the NAV for which MSFS has obtained prices from independent sources such as an exchange or counterparty. Where applicable, price inputs "Provided/Confirmed by Other Third Parties" include prices provided or confirmed by third party fiduciaries, by other administrators, by third party valuation services, or by other third parties not affiliated with the Company including counterparties to privately negotiated contracts or their counsel. To the extent the Company invests in affiliated pooled investment vehicles for which MSFS acts as administrator, the price input confirmation of the assets and liabilities of that vehicle will be attributed to the Company on a look-through basis in proportion to the Company's ownership interest in such vehicle. Information relied upon by such Other Third Parties may have been obtained directly from the investment manager. The Company may instruct the use of prices other than the prices obtained by MSFS from such third parties; if such price falls within tolerances consistent with the valuation policies established by MSFS and the Company, such price is deemed to be confirmed.

Liability associated with Senior Notes due 2022 issued by the Company on June 26, 2015 (the "Notes") has been noted as "confirmed by MSFS" for price input confirmation purposes as the Investment Manager has chosen a "cost basis election" under International Accounting Standards "IAS" to value the obligation.

- (4) "ASC 820 Classifications" (formerly known as FAS 157) represent the values and/or percentages of the Company's assets and liabilities attributable to each defined level under Financial Accounting Standards Board ASC 820, a framework for measuring fair value in generally accepted accounting principles. Classification of assets and liabilities into the ASC 820 levels is solely based upon the Investment Manager's designation and such designations are not approved or otherwise evaluated by MSFS. The values and percentages are computed by MSFS based on the fair value of securities. Fair value is determined based on the valuation policy of the Company. For purposes of Stratum reporting, MSFS has included cash with the value of Level 1. Included in cash may be cash, cash equivalents and receivables from/payables to brokers. In addition, accrued dividends, interest and other charges and fees on securities may be included in the value of Level 1. The Asset/Liability Category is intended to be informational only, and the categorization of certain assets and liabilities may differ from what would be applied by other parties when categorizing the same or similar assets and liabilities.

For ASC 820 Classifications purposes, the Notes have been designated by the Investment Manager as Level 1 which is valued on the cost basis as noted in Disclosure #3.

When indicated, "Side Pockets by ASC 820 Classification" represents that portion of the Company's side pocketed assets that are attributable to each ASC 820 level. Investors should review the Company's prospectus and investor statements to determine the terms associated with any side pockets and whether the investor has an interest in side pocket investments.

Where presented, "Non-Trading Assets/Liabilities" may include items such as management fees, incentive fees, deferred fees, audit fees and administration fees.

- (5) "Custodian, Counterparty & Other Confirmation Sources" indicates all of the current prime brokerage, custodial and OTC counterparty relationships currently known to MSFS including those relationships between the Company and an affiliated entity administered by MSFS. "Other Confirmation Sources" (where applicable) will be reported in this section under a separate category. These include where the Company has an investment in another company and data is received from the administrator of such company or from the Company itself to the extent it holds assets directly.
- (6) "Company Returns" is a monthly time weighted return. For a single month it is computed as gain/loss divided by the net assets at the beginning of the month. To arrive at the cumulative Company return for the period under observation (i.e. month), the monthly returns are geometrically linked using the formula $(1+return_month1) * (1+return_month2)-1$. Net Returns are presented on a net-of-fees basis and reflect the deduction of, among other things: management fees, brokerage commissions, administrative expenses, and performance fee, if any. Net Return includes the reinvestment of all dividends, interest, and capital gains; it assumes an investor that has been in the Company since inception and participated in any "new issues," as such term is defined under Rule 5130 and Rule 5131 of FINRA. Gross Returns are presented before the deduction of management fees and performance fee. Past performance is not indicative of future results.
- (7) Market indices shown in this report are selected by the Company. Indices returns include dividends paid during that period. Indices returns are obtained from sources believed to be reliable.
- (8) For currency derivatives that are hedges associated with corresponding investments, the long/short classification is determined by the Manager based on the long/short exposure of the corresponding investments. For all other currency derivatives, the long/short classification is determined by the non-USD leg of the derivative. For example, a long USD Call / GBP Put option position would be considered a short exposure, and a long USD Put / GBP Call option would be considered a long exposure.
- (9) "Return Contribution" measures the contribution that a portfolio segment adds to the overall Company Gross Return based on the segment's gain/loss relative to the total portfolio gain/loss. A segment can be any group in the portfolio such as sector, region, market cap, asset class, long/short, position and other.

Disclosures and Definitions

- (10) "Exposure" reflects the market value for stocks and debt instruments, fair value for private investments and notional value for equity forwards and equity swaps. For all other derivatives, "Exposure" reflects the market value of the security held.
- (11) Long credit protection is interpreted as short notional exposure and vice versa for short credit protection. In long credit protection the Company purchases insurance against a referenced debt instrument.
- (12) "Issuer Count" reflects the number of positions in issuers: (a) in which the Company has previously, publicly disclosed an investment, (b) in which the Company has invested more than 5.0% of its NAV, or (c) in which the Company has invested more than 1.0% of its NAV and for which it has completed its accumulation strategy. Cash, cash equivalents, direct or indirect currency or other hedges and income/expense items are excluded. Multiple financial instruments (for example, common stock and derivatives on common stock) associated with one (1) issuer will count as one (1) position. A position will be removed from the table only if: (a) the investment is less than 1.0% of the NAV of the Company, and (b) the Company has previously, publicly announced a disposition of the investment, or otherwise becomes 0.0% of the portfolio.
- (13) Where applicable the portfolio is broken down into groups, defined as follows:
"Market Cap" categories have the following ranges: Large: Greater than 5B, Mid: 1B to 5B, Small: Less than 1B and Other. The market cap category of non-publicly disclosed positions is not updated until the position becomes publicly disclosed.
"Region" categories show North America and Other for any other region.
"Credit Asset Groups" displays credit type instruments according to the type of issuance.
* All undisclosed positions will be categorized under North America until such position is publicly disclosed.
- (14) The Investment Manager uses a methodology for calculating "unencumbered cash" that may differ from the generally accepted methodology. As of November 30, 2014, "unencumbered cash" represents the Company's cash and cash equivalents less, for example, the following:
(i) Cash and cash equivalents subject to a security interest, lien or other encumbrances (this could include cash and cash equivalents in an account subject to a control agreement)
(ii) Cash in the amount that borrowings from the relevant lender exceed collateral otherwise provided to that lender
(iii) The notional cost of certain derivatives
(iv) Certain short-term payables
Note: Proceeds from the Senior Notes due 2022 issued by the Company on June 26, 2015 are considered "unencumbered"
- (15) The information provided in the Manager Commentary section was provided by the Investment Manager and not MSFS; the Investment Manager and not MSFS assumes responsibility for the accuracy, timeliness or completeness of such information.

Disclaimer

This material is provided by Morgan Stanley Fund Services (Bermuda) Ltd. ("MSFS") as sub-administrator to Pershing Square Holdings, Ltd. (the "Company") pursuant to the terms of the administration and sub-administration agreement dated 2 April 2012, among the Company, Elysium Fund Management Limited (the "Administrator") and MSFS. This material is provided on behalf of the Company, for informational purposes only, at the request of the Company and it is not intended for parties other than beneficial shareholders of the Company and does not represent an offer, a solicitation of an offer or a commitment to buy or sell the referenced security(ies), investment(s) or financial instrument(s). The material is based on unaudited information as of the date set forth above and is subject to change at any time without notice. MSFS shall have no obligation to update this report. MSFS's role in preparing this material is limited by its contractual undertaking with the Company and the Administrator and MSFS applies the valuation and pricing policies of the Company, including in some cases policies that provide for the use of prices supplied by the Manager and/or the Company as discussed in this material. Such prices may differ from those used by other clients of MSFS and affiliates of MSFS. The Company has chosen to make this material available, subject to the terms of use contained on the Company's website.

MSFS is not acting as a fiduciary, trustee, advisor, municipal advisor, solicitation agent or auditor of the Company, any beneficial shareholder of the Company, or any other person reviewing this material. This material is not intended as, nor should it be construed in any way as accounting, tax, legal or investment advice, including within the meaning of Section 975 of the Dodd-Frank Wall Street Reform and Consumer Protection Act. The production and delivery of this material to any person does not establish any express or implied duty or obligation between MSFS and any such person, including (without limitation) any duty to determine "fair market value" or update such material.

MSFS and its employees and officers shall not be liable for any loss or liability suffered by any person resulting from (i) the provision of this material to any person, (ii) any inaccuracies or errors contained in this material, or (iii) the use of, or reliance in any way on, the material by person.

This material contains confidential information intended only for those persons to whom it is addressed. Disclosure or reproduction of all or any part of this material is prohibited.

This material is provided without any warranty of any kind, either expressed or implied, to the fullest extent permissible pursuant to applicable law. In particular, no representation or warranty is made by MSFS that any of the returns or financial metrics detailed herein will be achieved by the Company in the future. Certain assumptions may have been made by MSFS in preparing this material which have resulted in the returns and financial metrics detailed herein. Changes to the assumptions may have a material impact on any returns or financial metrics herein. Certain expenses and transaction costs may not be included in the calculation of returns or financial metrics.

Reproduction of all or any part of this material is prohibited. This material has been prepared as of the date indicated herein and in a form agreed by the Company.

This material represents past performance. Past performance is not indicative of future results.

Stratum is a service mark of MSFS or its affiliates. The Stratum service is protected by U.S. Pat. Nos. 7,904,368 and 8,306,895.